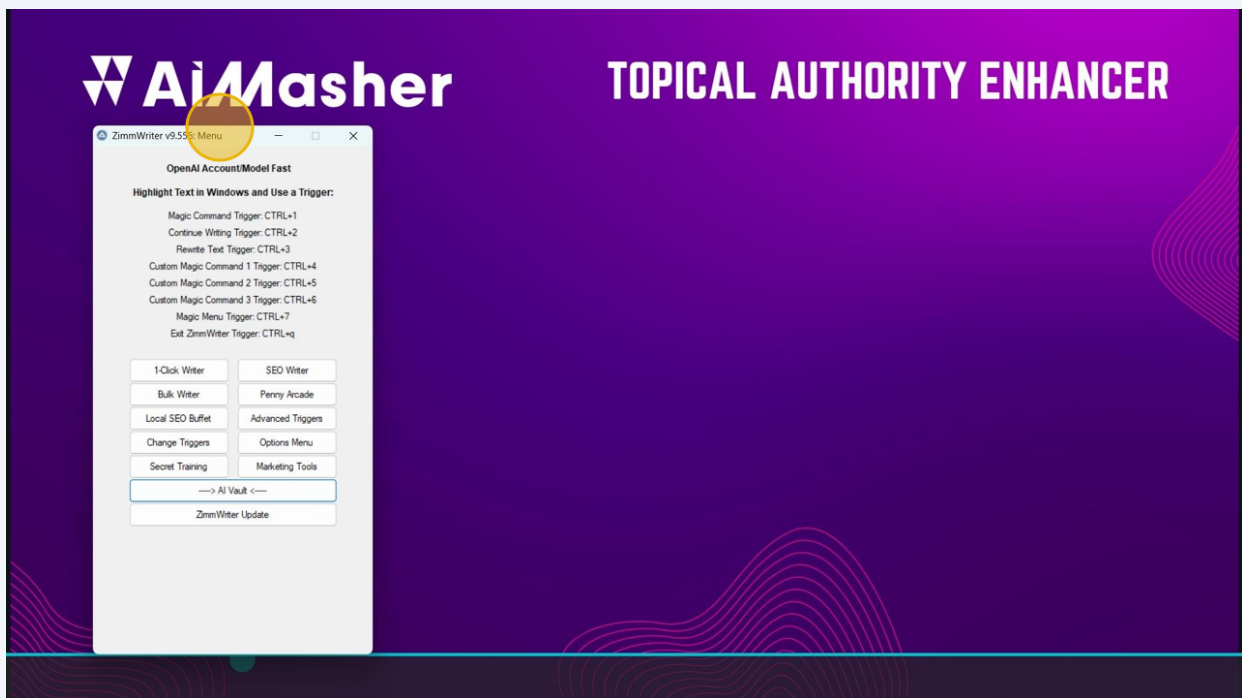


How to Use Topical Authority Enhancer in AIMasher with ZimmWriter for Improved Bulk Blog Writing

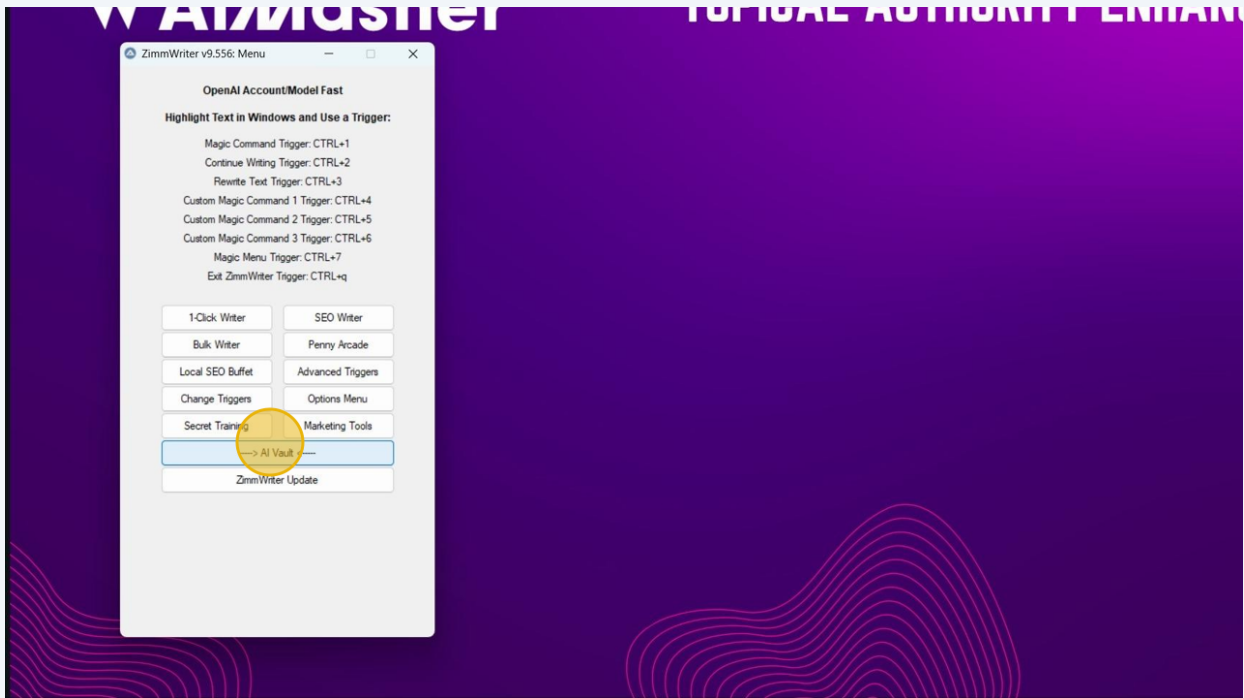


This guide provides step-by-step instructions on how to use the Topical Authority Enhancer feature in AIMasher with ZimmWriter for improved bulk blog writing. It explains how to generate a Topical Authority CSV file in ZimmWriter and then enhance the Topical Authority Cluster in AIMasher. It also covers how to choose enhancement prompts and execute them. The guide concludes by explaining how to use the enhanced prompts in ZimmWriter's Bulk Writer feature to start enhancing AI content.

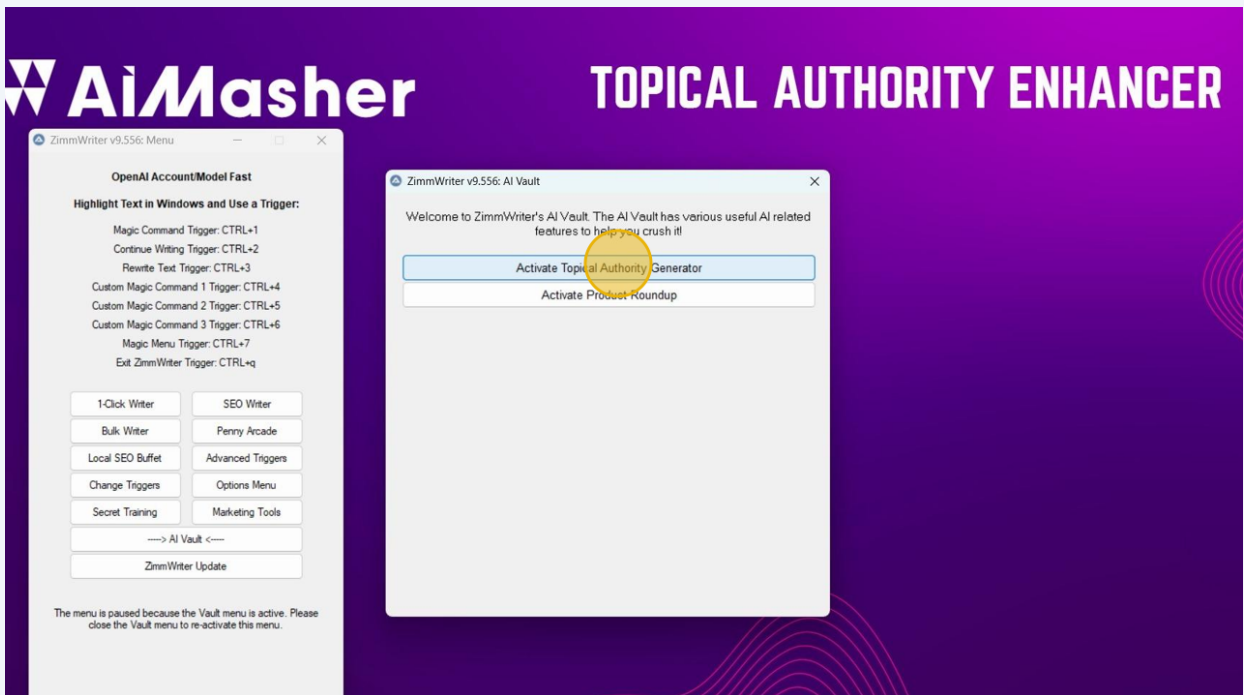
1 Get your Topical Authority CSV - Start with "ZimmWriter Menu"



2 Click "----> AI Vault <----"

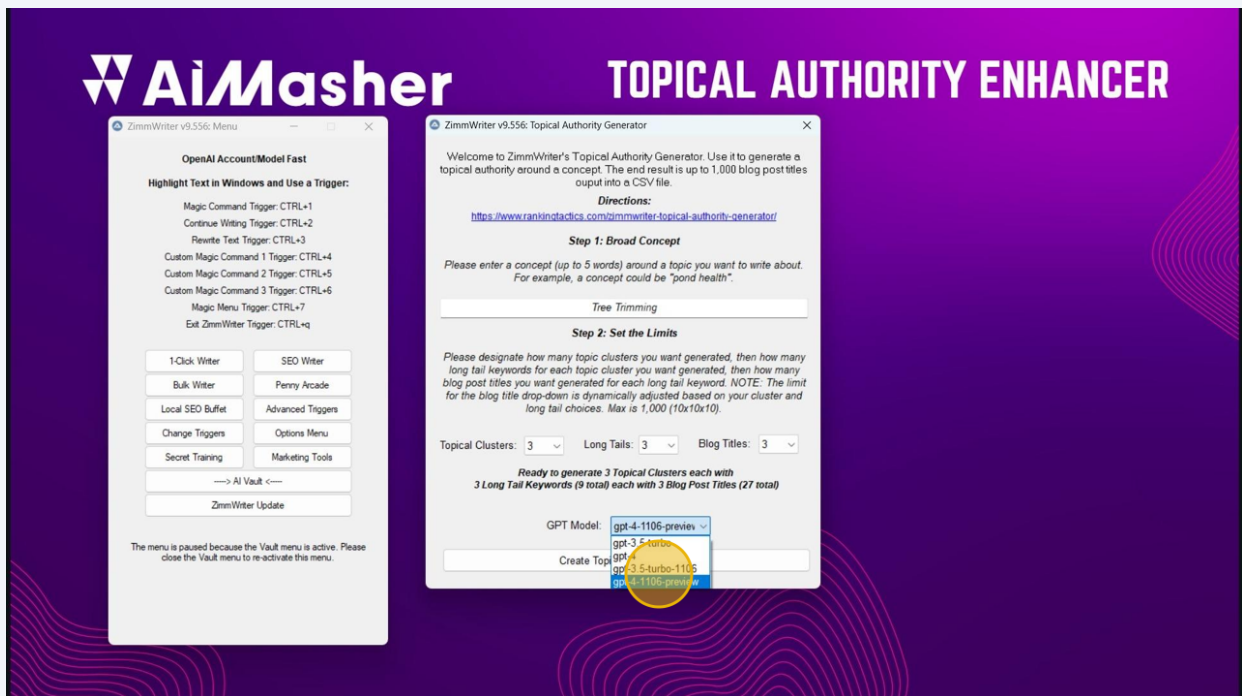
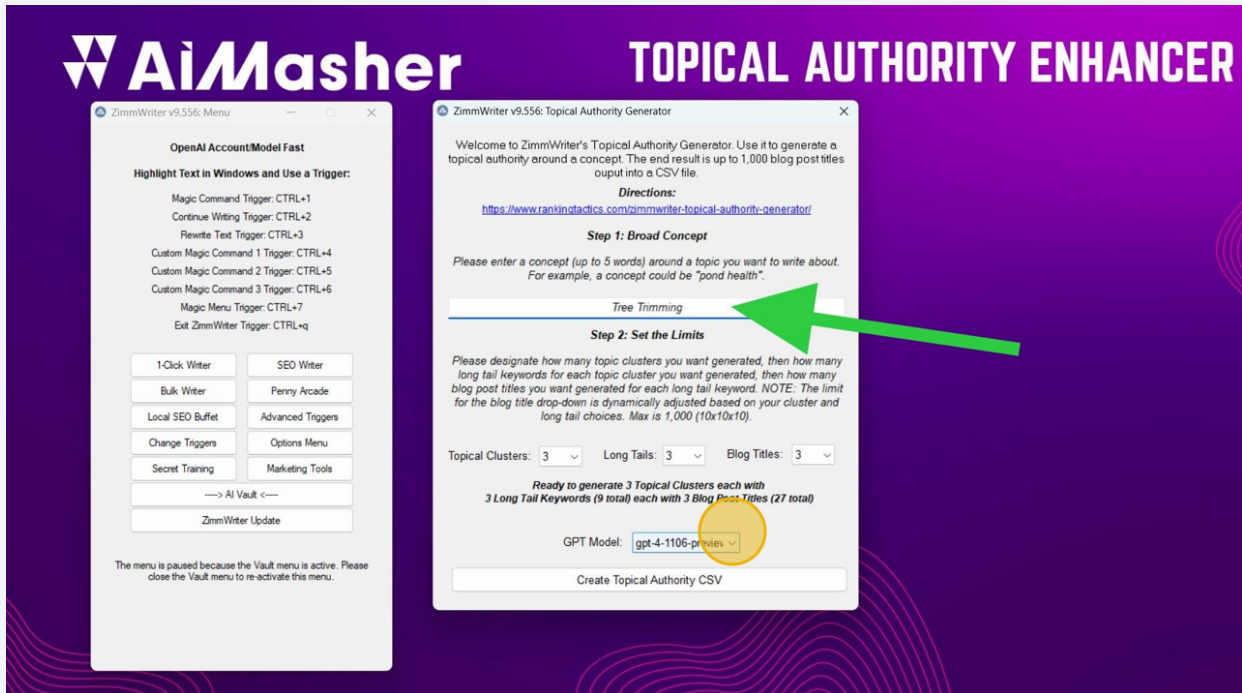


3 Click "Activate Topical Authority Generator"



4

Click "Drop Down Button" and input your Broad Concept
Click "GPT Model:"
Click "Create Topical Authority CSV"





TOPICAL AUTHORITY ENHANCER

ZimmWriter v9.556: Menu

OpenAI Account/Model Fast

Highlight Text in Windows and Use a Trigger:

- Magic Command Trigger: CTRL+1
- Continue Writing Trigger: CTRL+2
- Rewrite Text Trigger: CTRL+3
- Custom Magic Command 1 Trigger: CTRL+4
- Custom Magic Command 2 Trigger: CTRL+5
- Custom Magic Command 3 Trigger: CTRL+6
- Magic Menu Trigger: CTRL+7
- Exit ZimmWriter Trigger: CTRL+q

1-Click Writer	SEO Writer
Bulk Writer	Penny Arcade
Local SEO Buffet	Advanced Triggers
Change Triggers	Options Menu
Secret Training	Marketing Tools
----> AI Vault <----	
ZimmWriter Update	

The menu is paused because the Vault menu is active. Please close the Vault menu to re-activate this menu.

ZimmWriter v9.556: Topical Authority Generator

Welcome to ZimmWriter's Topical Authority Generator. Use it to generate a topical authority around a concept. The end result is up to 1,000 blog post titles output into a CSV file.

Directions:
<https://www.rankingsdactics.com/zimmwriter-topical-authority-generator/>

Step 1: Broad Concept

Please enter a concept (up to 5 words) around a topic you want to write about. For example, a concept could be "pond health".

Tree Trimming

Step 2: Set the Limits

Please designate how many topic clusters you want generated, then how many long tail keywords for each topic cluster you want generated, then how many blog post titles you want generated for each long tail keyword. NOTE: The limit for the blog title drop-down is dynamically adjusted based on your cluster and long tail choices. Max is 1,000 (10x10x10).

Topical Clusters: 3 Long Tails: 3 Blog Titles: 3

Ready to generate 3 Topical Clusters each with 3 Long Tail Keywords (9 total) each with 3 Blog Post Titles (27 total)

GPT Model: gpt-4o-1106-preview

Create Topical Authority CSV

5 Click "Proceed"



TOPICAL AUTHORITY

ZimmWriter v9.556: Menu

OpenAI Account/Model Fast

Highlight Text in Windows and Use a Trigger:

- Magic Command Trigger: CTRL+1
- Continue Writing Trigger: CTRL+2
- Rewrite Text Trigger: CTRL+3
- Custom Magic Command 1 Trigger: CTRL+4
- Custom Magic Command 2 Trigger: CTRL+5
- Custom Magic Command 3 Trigger: CTRL+6
- Magic Menu Trigger: CTRL+7
- Exit ZimmWriter Trigger: CTRL+q

1-Click Writer	SEO Writer
Bulk Writer	Penny Arcade
Local SEO Buffet	Advanced Triggers
Change Triggers	Options Menu
Secret Training	Marketing Tools
----> AI Vault <----	

ZimmWriter v9.556: Confirm Topical Clusters

Here are the clusters that ZimmWriter generated. Click 'Proceed' to use these for the Topical Authority generation or regenerate them. You can also abort and modify your broad concept.

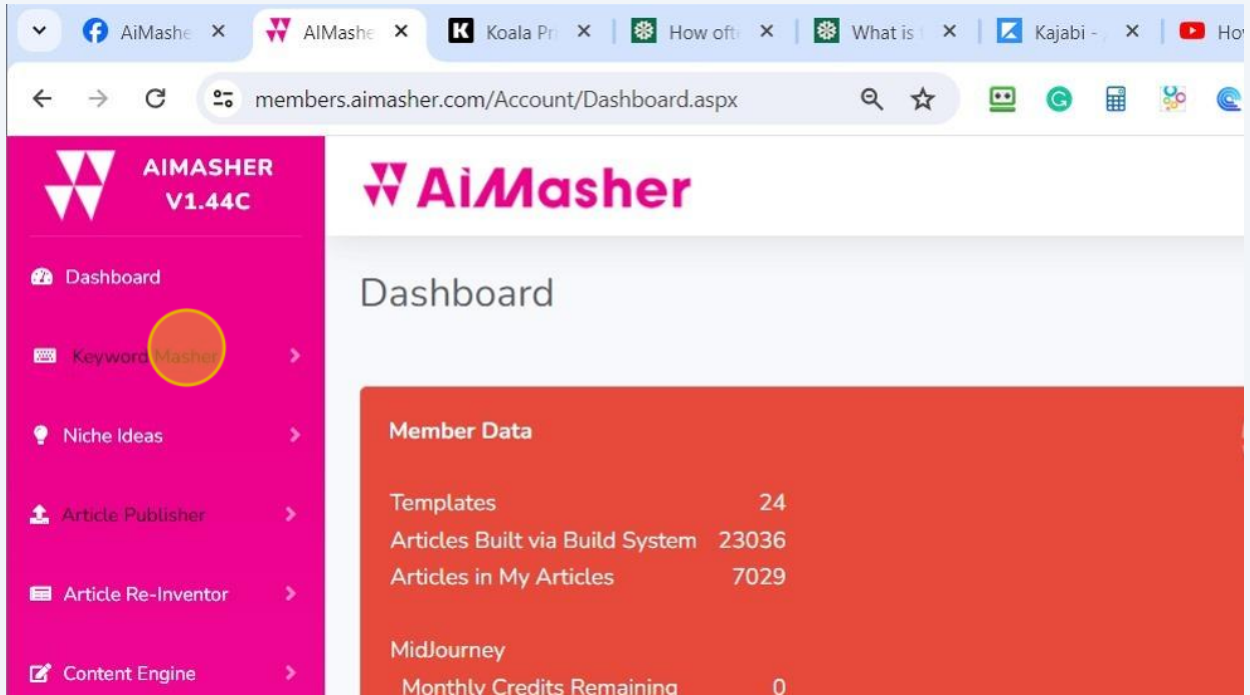
Proceed **Regenerate** **Abort**

01. Safety Precautions and Gear
02. Pruning Techniques and Timing
03. Tree Health and Maintenance

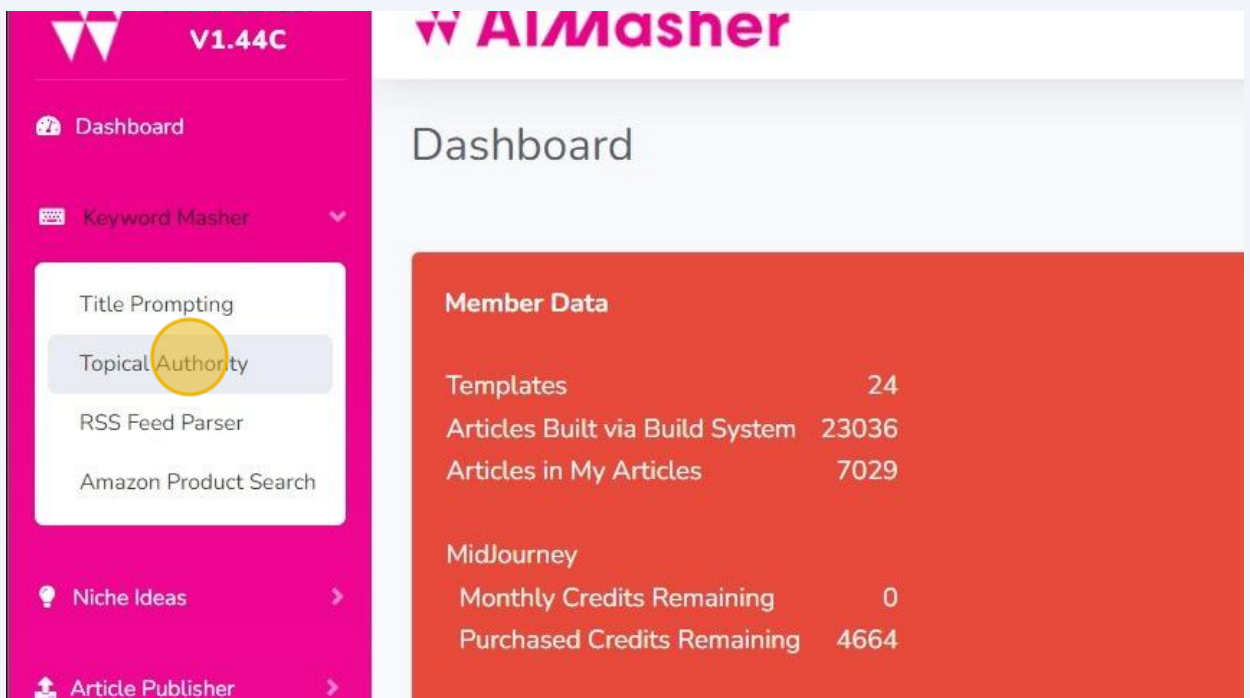


When Zimmwriter Topical Authority is completed, go to AIMasher to enhance the Topical Authority Cluster

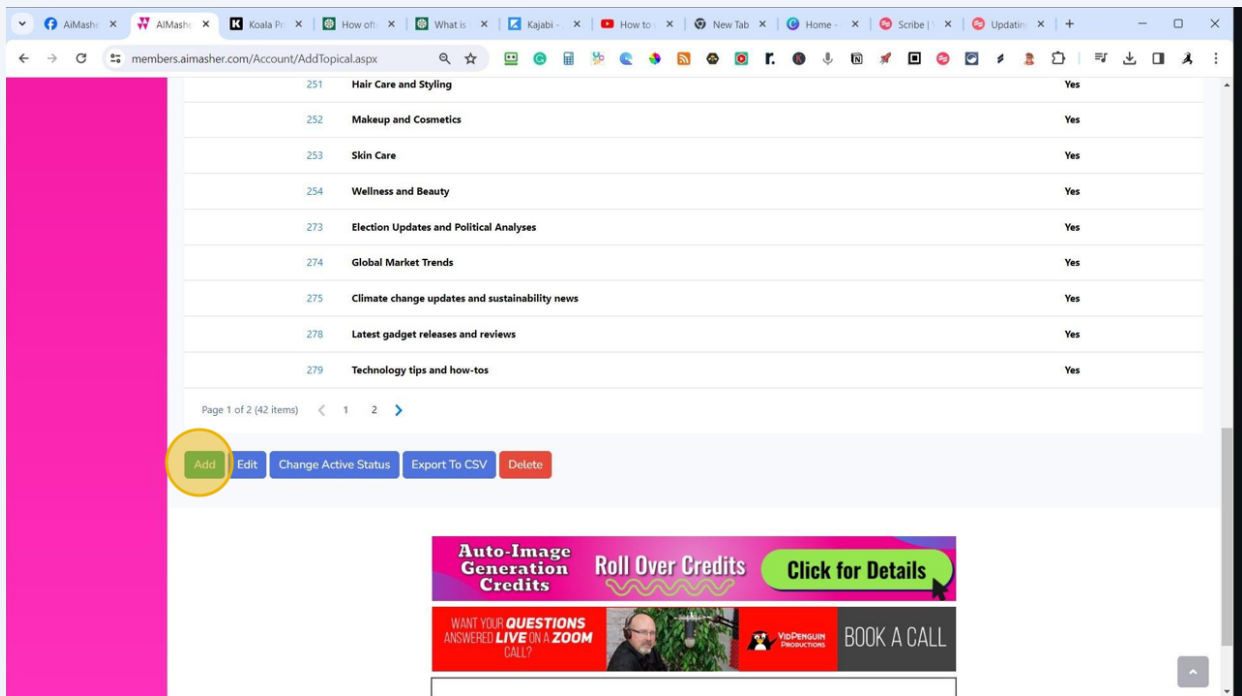
6 Click on "Keyword Masher"



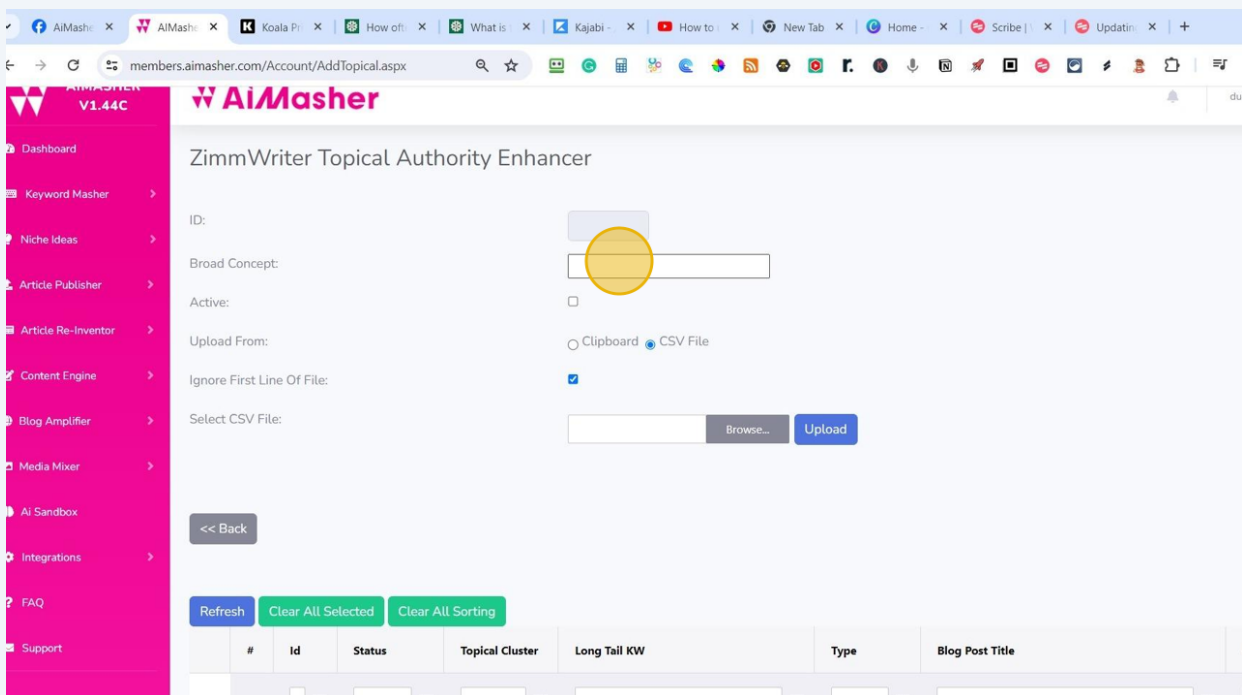
7 Click on "Topical Authority" Enhancer Feature



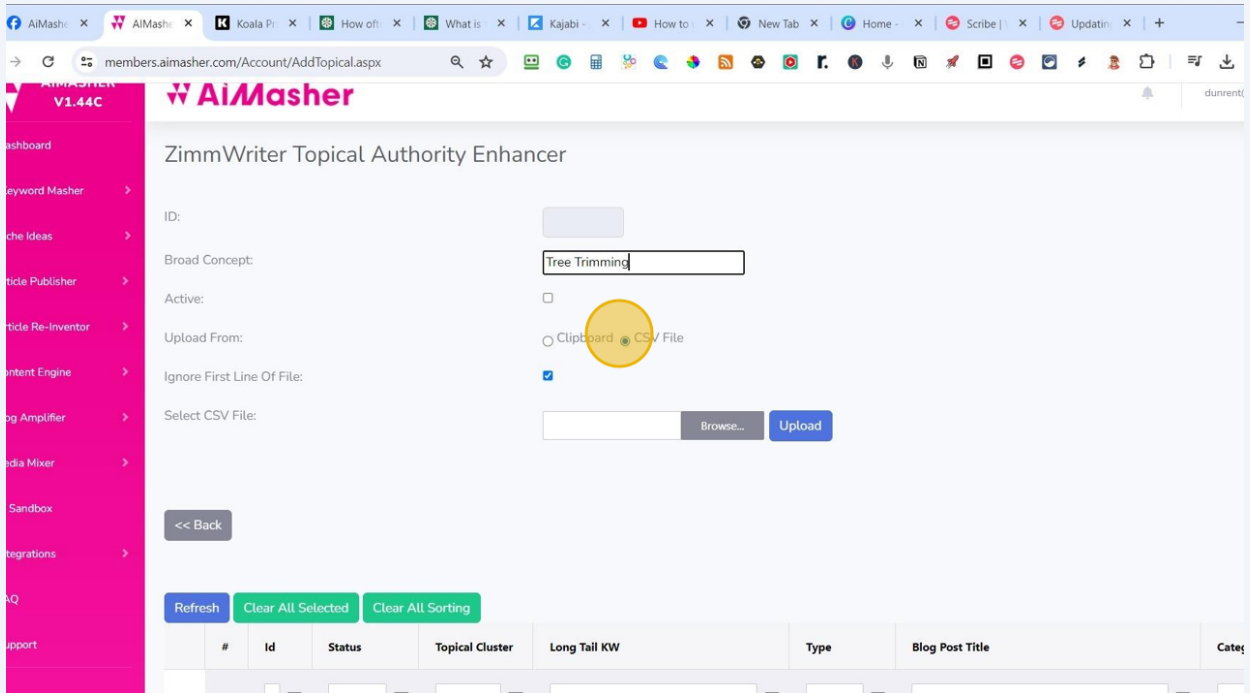
8 Click "Add" to add your Topical Authority CSV file created in Zimmwriter



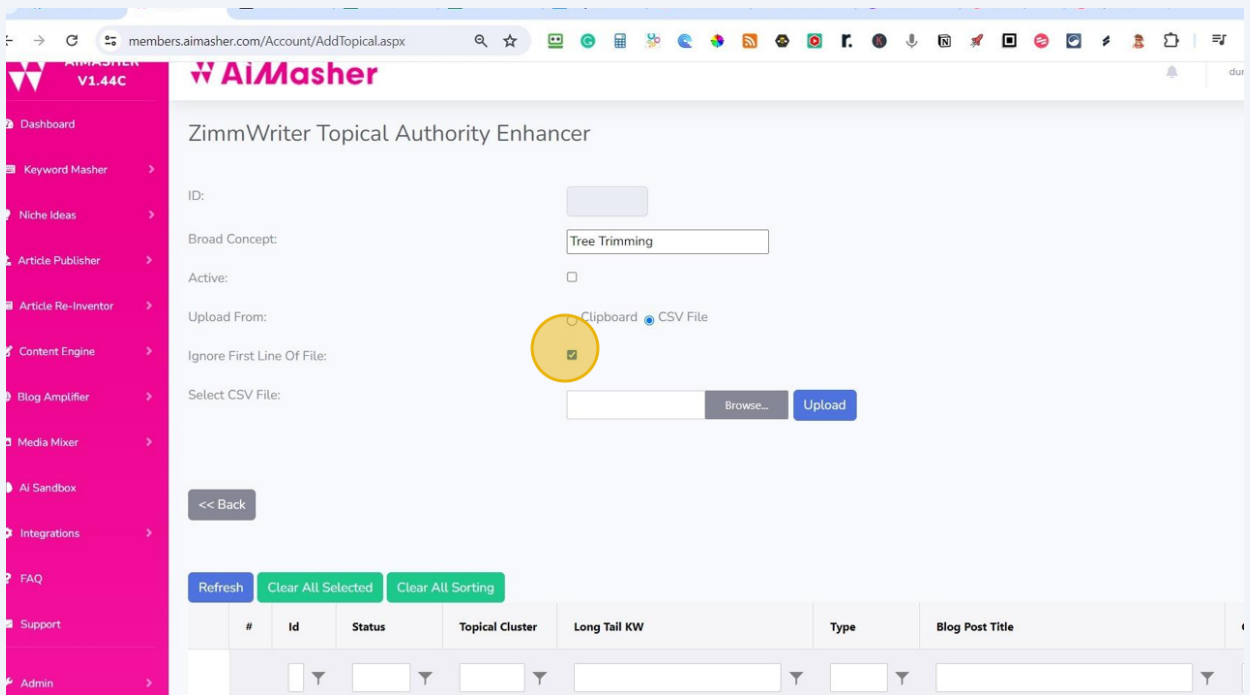
9 Click here in Broad Concept and input your main keyword



10 Click here to select the CSV File to upload the Zimmwriter CSV file



11 Click here to Ignore the First Line of the File (this is the header row)



12

Click here to Browse for the file
Click "ZimmWriter_Output" folder
Click the Topical Authority File "tree_trimming"
Click "Open"

AiMasher

ZimmWriter Topical Authority Enhancer

ID:

Broad Concept:

Active:

Upload From: Clipboard CSV File

Ignore First Line Of File:

Select CSV File: **Browse...** **Upload**

<< Back

Refresh **Clear All Selected** **Clear All Sorting**

#	Id	Status	Topical Cluster	Long Tail KW	Type	Blog Post Title	Category
No data to display							

Videos

Featured Image Sets

Notes

Zimmwriter_Output_RemoteDesktopImages

OneDrive

Commission Blueprint 2023

ZimmWriter_Output

Camtasia

Audiate

AIMasher Levels (3)

How to Use Slides for AIMasher

Rec 1-16-2024-4-45-17-PM	1/16/2
video1811181029	1/12/2
Rec 1-8-2024-3-49-27-PM	1/8/20
Rec 1-6-2024-4-22-12-PM	1/6/20
Rec 1-5-2024-5-18-15-PM	1/5/20
video1063050837	1/5/20
video1391709060	12/22/
video1379462796	12/21/
Rec 12-20-2023-4-57-33-PM	12/20/
Rec 12-20-2023-4-23-04-PM	12/20/
video1462600366	12/20/

File name: |

pen

→ ↓ ↑ Documents > ZimmWriter_Output

anize ▾ New folder

Name	Date modified	Type
tree_trimming	1/22/2024 11:07 AM	Microso
autoblogging	1/22/2024 6:56 AM	Microso
ebike_buying_tips	1/20/2024 4:37 PM	Microso
online_personal_trainers	12/5/2023 4:09 PM	Microso
keyword_ranking_strategies	11/10/2023 2:20 PM	Microso
keyword_clustering	11/10/2023 2:14 PM	Microso
keyword_research_(1)	11/10/2023 2:05 PM	Microso
tree_care	11/9/2023 4:27 PM	Microso
online_gaming	10/31/2023 11:53 AM	Microso

tree_trimming

Name	Date modified	Type	Size
tree_trimming	1/22/2024 11:07 AM	Microsoft Excel Co...	17 KB
autoblogging	1/22/2024 6:56 AM	Microsoft Excel Co...	18 KB
ebike_buying_tips	1/20/2024 4:37 PM	Microsoft Excel Co...	6 KB
online_personal_trainers	12/5/2023 4:09 PM	Microsoft Excel Co...	16 KB
keyword_ranking_strategies	11/10/2023 2:20 PM	Microsoft Excel Co...	35 KB
keyword_clustering	11/10/2023 2:14 PM	Microsoft Excel Co...	14 KB
keyword_research_(1)	11/10/2023 2:05 PM	Microsoft Excel Co...	14 KB
tree_care	11/9/2023 4:27 PM	Microsoft Excel Co...	27 KB
online_gaming	10/31/2023 11:53 AM	Microsoft Excel Co...	19 KB
pc_gaming_setup	10/26/2023 4:19 PM	Microsoft Excel Co...	23 KB
ebikes	10/20/2023 11:10 AM	Microsoft Excel Co...	52 KB
carb_cycling	10/20/2023 10:55 AM	Microsoft Excel Co...	31 KB
womens_health	10/19/2023 5:26 PM	Microsoft Excel Co...	62 KB
mens_health	10/19/2023 5:20 PM	Microsoft Excel Co...	52 KB

tree_trimming Microsoft Excel Comma Separat

Open Cancel

#	Id	Status	Topical Cluster	Long Tail KW	Type	Blog Post Title	Category
No data to display							

13 Click "Upload" to import the file

The screenshot shows the AiMasher ZimmWriter Topical Authority Enhancer interface. The 'Upload' button is circled in yellow. The interface includes a sidebar with navigation arrows, a header with the AiMasher logo and user email 'dunrent@svbell.net', and a main form area with the following fields:

- ID: [Empty text box]
- Broad Concept: [Tree Trimming]
- Active:
- Upload From: Clipboard CSV File
- Ignore First Line Of File:
- Select CSV File: [tree_trimming.csv] [Browse...] [Upload]

Below the form is a '<< Back' button and three buttons: 'Refresh', 'Clear All Selected', and 'Clear All Sorting'. A table with columns '#', 'Id', 'Status', 'Topical Cluster', 'Long Tail KW', 'Type', 'Blog Post Title', and 'Category' is shown below, with 'No data to display' at the bottom.

14 Click here and choose your title prompt for rewriting the Topical Clusters

The screenshot shows the AiMasher interface displaying a table of items and a form for selecting a title prompt. The 'Title Prompt' dropdown is circled in yellow. The table has the following data:

#	Id	Status	Topical Cluster	Long Tail KW	Type	Blog Post Title	Category	
>	<input checked="" type="checkbox"/>	40044	Original	Tree Health and Maintenance	Optimal Pruning Techniques for Tree Longevity	what-is post	What Are the Best Pruning Methods for Tree Health?	(category=Arboriculture Essentials)
>	<input checked="" type="checkbox"/>	40045	Original	Tree Health and Maintenance	Optimal Pruning Techniques for Tree Longevity	listicle post	4 Key Pruning Strategies for Healthier Trees	(category=Arboriculture Essentials)
>	<input checked="" type="checkbox"/>	40046	Original	Tree Health and Maintenance	Optimal Pruning Techniques for Tree Longevity	how-to post	Best Pruning Strategies for Healthier Longer-Living Trees	(category=Arboriculture Essentials)

Below the table is a pagination bar: 'Page 1 of 1 (27 items) < 1 >'. Action buttons include 'Copy Selected Prompts', 'Copy All Enhanced Prompts', 'Delete Selected', and 'Shuffle All Rows'. The form below includes:

- OpenAI Account: [Damon's OpenAI Key]
- GPT Models: [gpt-4-1106-preview]
- Language: [English]
- Open AI Temperature: [0.5] [Explanation of Temperature]
- Avoid Common AI Words in the output:
- Title Prompt: [Rewrite Title from a Copywriter Style Perspective] (circled in yellow)
- In the Style of: [David Ogilvy, Jon Benson, Dan Kennedy, Jay Abraham.etc.]
- Outline Focus Prompt: [Rewrite Outline Focus with Keywords and Sub Headings]

At the bottom are buttons: 'Execute Selected Rows', 'Execute All', and 'Cancel All Waiting'.

15 Select the Title Prompt and input the style

Page 1 of 1 (27 items) < 1 >

Copy Selected Prompts Copy All Enhanced Prompts Delete Selected Shuffle All Rows

OpenAI Account: Damon's OpenAI Key

GPT Models: gpt-4-1106-preview

Language: English

Open AI Temperature: 0.5 Explanation of Temperature

Avoid Common AI Words in the output:

Title Prompt: Rewrite Title with Short and Snappy words from a Copywriter Style Perspe

In the Style of: David Ogilvy, Jon Benson, Dan Kennedy, Jay Abraham..etc

Outline Focus Prompt: Rewrite Outline Focus with Keywords and Sub Headings

Execute Selected Rows Execute All Cancel All Waiting

Auto-Image Generation Credits Roll Over Credits Click for Details

16 Input the Style here

Page 1 of 1 (27 items) < 1 >

Copy Selected Prompts Copy All Enhanced Prompts Delete Selected Shuffle All Rows

OpenAI Account: Damon's OpenAI Key

GPT Models: gpt-4-1106-preview

Language: English

Open AI Temperature: 0.5 Explanation of Temperature

Avoid Common AI Words in the output:

Title Prompt: Rewrite Title with Short and Snappy words from a Copywriter Style Perspe

In the Style of: Tree Trimming Expert Arborist

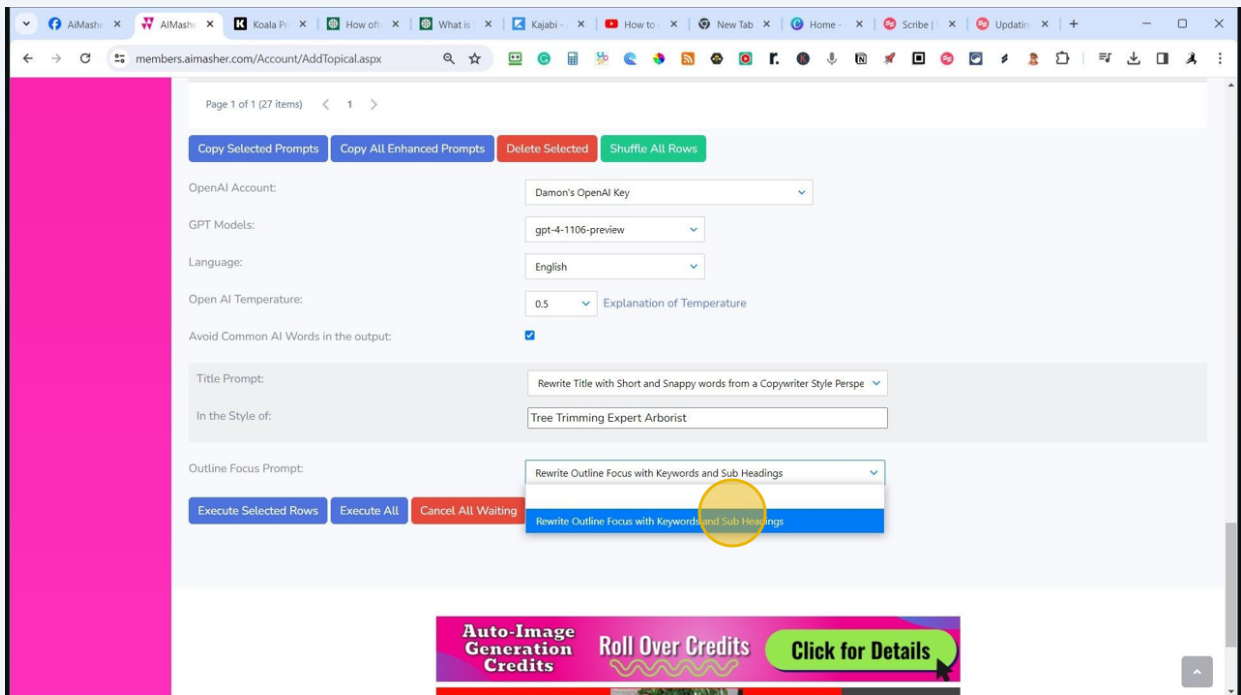
Outline Focus Prompt: Rewrite Outline Focus with Keywords and Sub Headings

Execute Selected Rows Execute All Cancel All Waiting

Auto-Image Generation Credits Roll Over Credits Click for Details

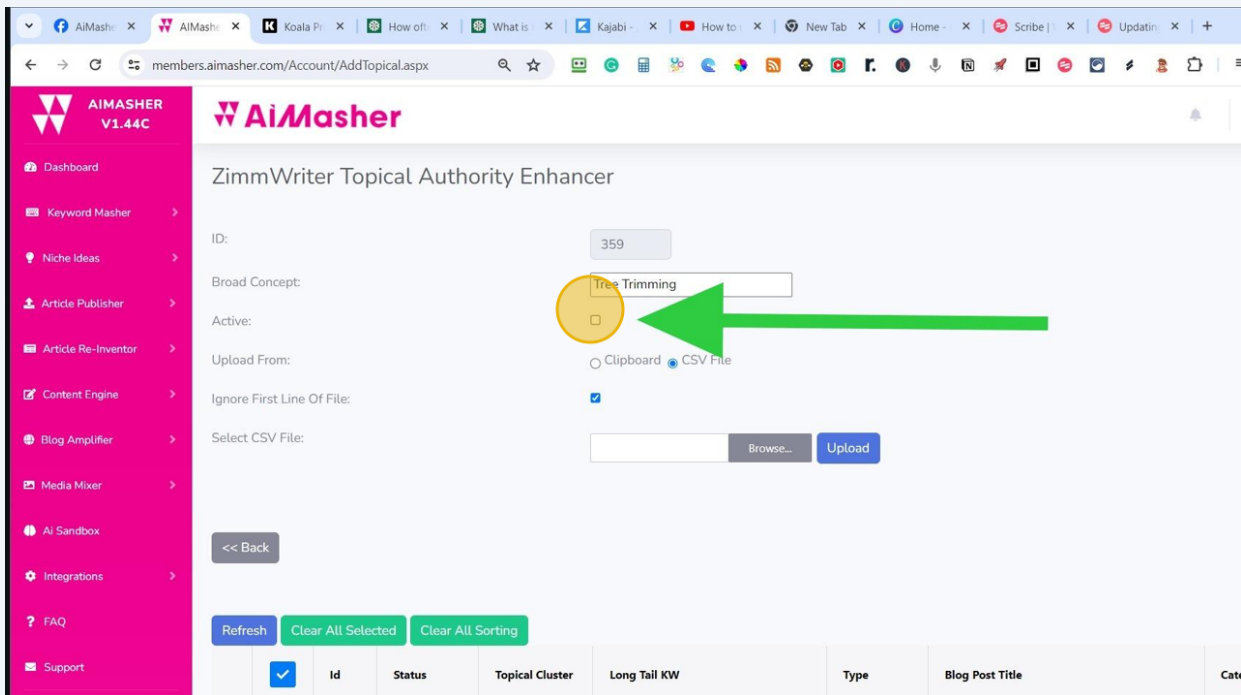
17

Select the Outline Focus rewriting prompt
(or leave blank to keep the original outline focus)



18

Make it "Active" by checking this box



19 Click here to Execute the Enhancements by clicking "Execute Selected Rows"

The screenshot shows the AI Masher configuration page at `members.aimasher.com/Account/AddTopical.aspx`. The interface includes several settings:

- Language: English
- Open AI Temperature: 0.5 (with an "Explanation of Temperature" link)
- Avoid Common AI Words in the output:
- Title Prompt: Rewrite Title with Short and Snappy words from a Copywriter Style Perspe
- In the Style of: Tree Trimming Expert Arborist
- Outline Focus Prompt: Rewrite Outline Focus with Keywords and Sub Headings

At the bottom, there are three buttons: "Execute Selected Rows" (highlighted with a yellow circle), "Execute All", and "Cancel All Waiting". Below the configuration area is a banner for "Auto-Image Generation Credits" with a "Click for Details" button, and another banner for "WANT YOUR QUESTIONS ANSWERED LIVE ON A ZOOM CALL?" with a "BOOK A CALL" button. The footer includes the AI Masher logo, a Roadmap, a Wish list, and Updates.

20 Click here to Refresh the results in the table

The screenshot shows the AI Masher interface with a table of results. The "Refresh" button is highlighted with a yellow circle. The table has the following columns: Id, Status, Topical Cluster, Long Tail KW, Type, and Blog Post. The table contains three rows of data:

	Id	Status	Topical Cluster	Long Tail KW	Type	Blog Post
<input checked="" type="checkbox"/>	40020	Enhanced	Safety Precautions and Gear	Best Safety Gear for Tree Trimmers	tips post	Top 4 Esse
<input checked="" type="checkbox"/>	40021	Enhanced	Safety Precautions and Gear	Best Safety Gear for Tree Trimmers	curated post	Top Safet Trimmers
<input checked="" type="checkbox"/>	40022	Enhanced	Safety Precautions and Gear	Best Safety Gear for Tree Trimmers	listicle post	Top 5 Esse

21 Click here to Copy All Enhanced Prompts into your Clipboard

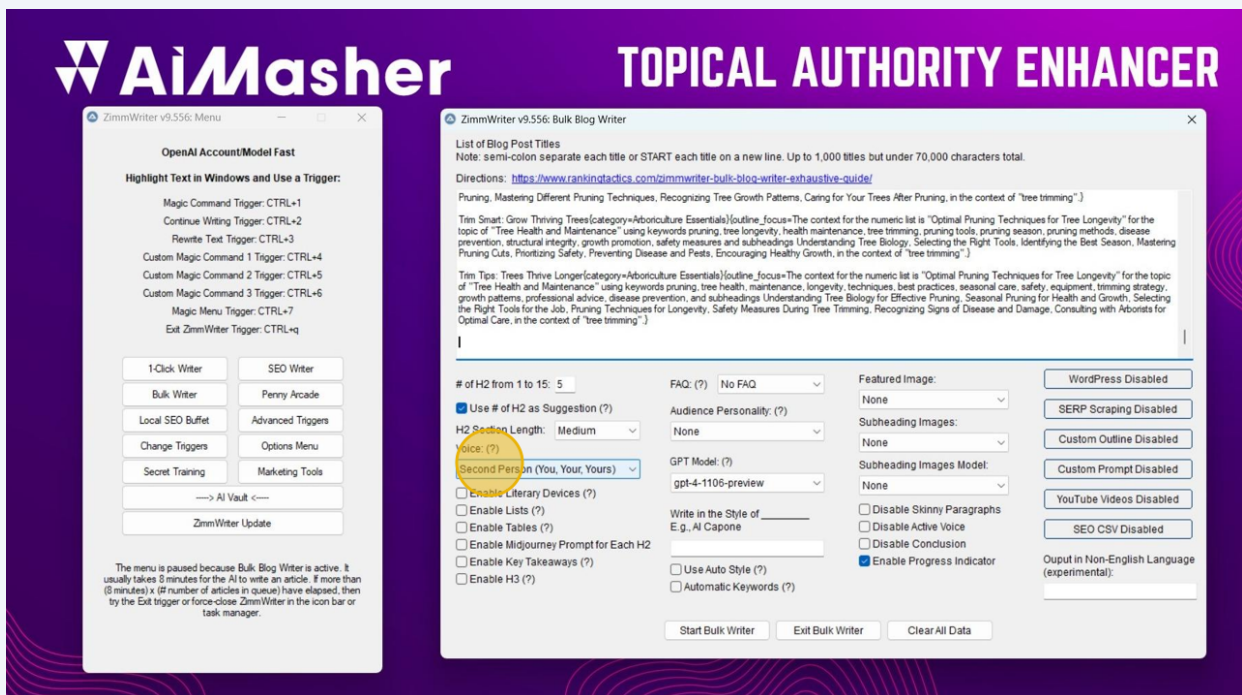
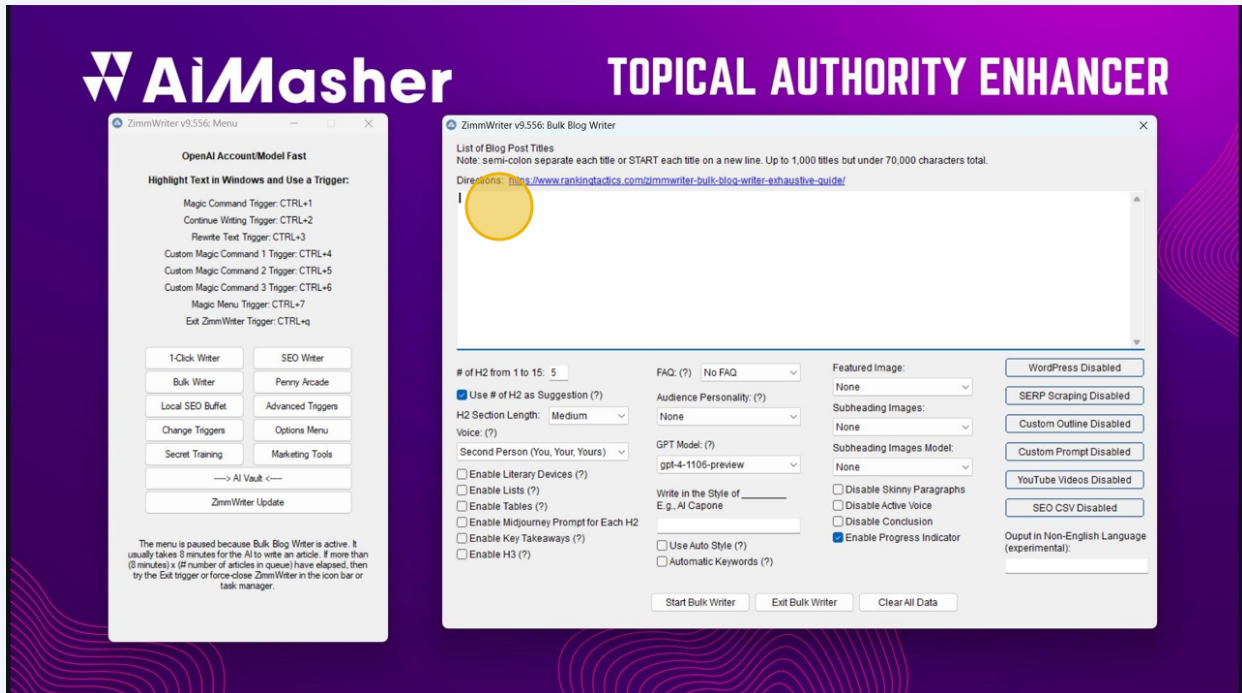
The screenshot shows a web browser window displaying the AiMasher interface. At the top, there is a table with two rows of prompts. The first row has a checked checkbox, ID 40045, 'Enhanced' status, 'Tree Health and Maintenance' category, 'Optimal Pruning Techniques for Tree Longevity' title, 'listicle post' type, '4 Key Pruning Strategies for Healthier Trees' content, and '(category=Arboriculture Essentials)' tag. The second row has a checked checkbox, ID 40046, 'Enhanced' status, 'Tree Health and Maintenance' category, 'Optimal Pruning Techniques for Tree Longevity' title, 'how-to post' type, 'Best Pruning Strategies for Healthier Longer-Living Trees' content, and '(category=Arboriculture Essentials)' tag. Below the table, there is a control panel with buttons: 'Copy Selected Prompts', 'Copy All Enhanced Prompts' (highlighted with a yellow circle), 'Delete Selected', and 'Shuffle All Rows'. Below the buttons are various settings: 'OpenAI Account' (Damon's OpenAI Key), 'GPT Models' (gpt-4-1106-preview), 'Language' (English), 'Open AI Temperature' (0.5), 'Avoid Common AI Words in the output' (checked), 'Title Prompt' (Rewrite Title with Short and Snappy words from a Copywriter Style Perspe), 'In the Style of' (Tree Trimming Expert Arborist), and 'Outline Focus Prompt' (Rewrite Outline Focus with Keywords and Sub Headings). At the bottom of the control panel are buttons: 'Execute Selected Rows', 'Execute All', and 'Cancel All Waiting'.

22 Click "Bulk Writer" in Zimmwriter Dashboard

The screenshot shows the AiMasher ZimmWriter dashboard. The background is purple with the AiMasher logo and the text 'TOPICAL AUTHORITY ENHANCER'. In the foreground, there is a white menu window titled 'ZimmWriter v9.556: Menu'. The menu contains the following text: 'OpenAI Account/Model Fast', 'Highlight Text in Windows and Use a Trigger:', 'Magic Command Trigger: CTRL+1', 'Continue Writing Trigger: CTRL+2', 'Rewrite Text Trigger: CTRL+3', 'Custom Magic Command 1 Trigger: CTRL+4', 'Custom Magic Command 2 Trigger: CTRL+5', 'Custom Magic Command 3 Trigger: CTRL+6', 'Magic Menu Trigger: CTRL+7', and 'Exit ZimmWriter Trigger: CTRL+q'. Below the text are several buttons: '1-Click Writer', 'Bulk Writer' (highlighted with a yellow circle), 'Local SEO outlet', 'Change Triggers', 'Secret Training', 'SEO Writer', 'Penny Arcade', 'Advanced Triggers', 'Options Menu', 'Marketing Tools', 'AI Vault', and 'ZimmWriter Update'.

23

Select the input Box in Zimmwriter's Bulkwriter
Paste the Enhanced Post Titles - Press **Ctrl + V**
Now choose your Bulkwriting settings to match your site's content and style



24

Click "Start Bulk Writer"
Click to Confirm Articles to Write

ZimmWriter v9.556: Menu

OpenAI AccountModel Fast

Highlight Text in Windows and Use a Trigger:

Magic Command Trigger: CTRL+1
Continue Writing Trigger: CTRL+2
Rewrite Text Trigger: CTRL+3
Custom Magic Command 1 Trigger: CTRL+4
Custom Magic Command 2 Trigger: CTRL+5
Custom Magic Command 3 Trigger: CTRL+6
Magic Menu Trigger: CTRL+7
Exit ZimmWriter Trigger: CTRL+q

1-Click Writer	SEO Writer
Bulk Writer	Penny Arcade
Local SEO Buffet	Advanced Triggers
Change Triggers	Options Menu
Secret Training	Marketing Tools
-> AI Vault <->	
ZimmWriter Update	

The menu is paused because Bulk Blog Writer is active. It usually takes 3 minutes for the AI to write an article. If more than (3 minutes) x (if number of articles in queue) have elapsed, then try the Exit trigger or force-close ZimmWriter in the icon bar or task manager.

ZimmWriter v9.556: Bulk Blog Writer

List of Blog Post Titles
Note: semi-colon separate each title or START each title on a new line. Up to 1,000 titles but under 70,000 characters total.
Directions: <https://www.rankingsclabs.com/zimmwriter-bulk-blog-writer-exhaustive-guide/>

Pruning, Mastering Different Pruning Techniques, Recognizing Tree Growth Patterns, Caring for Your Trees After Pruning, in the context of "tree trimming".

Tim Smart: Grow Thriving Trees(category=Arboriculture Essentials)(outline_focus=The context for the numeric list is "Optimal Pruning Techniques for Tree Longevity" for the topic of "Tree Health and Maintenance" using keywords pruning, tree longevity, health maintenance, tree trimming, pruning tools, pruning season, pruning methods, disease prevention, structural integrity, growth promotion, safety measures and subheadings Understanding Tree Biology, Selecting the Right Tools, Identifying the Best Season, Mastering Pruning Cuts, Prioritizing Safety, Preventing Disease and Pests, Encouraging Healthy Growth, in the context of "tree trimming".)

Tim Tips: Trees Thrive Longer(category=Arboriculture Essentials)(outline_focus=The context for the numeric list is "Optimal Pruning Techniques for Tree Longevity" for the topic of "Tree Health and Maintenance" using keywords pruning, tree health, maintenance, longevity, techniques, best practices, seasonal care, safety, equipment, trimming strategy, growth patterns, professional advice, disease prevention, and subheadings Understanding Tree Biology for Effective Pruning, Seasonal Pruning for Health and Growth, Selecting the Right Tools for the Job, Pruning Techniques for Longevity, Safety Measures During Tree Trimming, Recognizing Signs of Disease and Damage, Consulting with Arborists for Optimal Care, in the context of "tree trimming".)

of H2 from 1 to 15: 5
FAQ: (?) No FAQ
Audience Personality: (?) Explorer
GPT Model: (?) gpt-4-1106-preview
Voice: (?)
First Person Plural (We, Us, Our)
 Enable Literary Devices (?)
 Enable Lists (?)
 Enable Tables (?)
 Enable Midjourney Prompt for Each H2
 Enable Key Takeaways (?)
 Enable H3 (?)
Write in the Style of: E.g., AI Capone
 Use Auto Style (?)
 Automate Keywords (?)

Featured Image: SD photographic \$0.003/m
Subheading Images: Every Other H2
Subheading Images Model: SD photographic \$0.003/m
 Disable Skinny Paragraphs
 Disable Active Voice
 Disable Conclusion
 Enable Progress Indicator

WordPress Disabled
SERP Scraping Enabled
Custom Outline Disabled
Custom Prompt Disabled
YouTube Videos Disabled
SEO CSV Disabled
Output in Non-English Language (experimental):

Start Bulk Writer Exit Bulk Writer Clear All Data

ZimmWriter v9.556: Menu

OpenAI AccountModel Fast

Highlight Text in Windows and Use a Trigger:

Magic Command Trigger: CTRL+1
Continue Writing Trigger: CTRL+2
Rewrite Text Trigger: CTRL+3
Custom Magic Command 1 Trigger: CTRL+4
Custom Magic Command 2 Trigger: CTRL+5
Custom Magic Command 3 Trigger: CTRL+6
Magic Menu Trigger: CTRL+7
Exit ZimmWriter Trigger: CTRL+q

1-Click Writer	SEO Writer
Bulk Writer	Penny Arcade
Local SEO Buffet	Advanced Triggers
Change Triggers	Options Menu
Secret Training	Marketing Tools
-> AI Vault <->	
ZimmWriter Update	

The menu is paused because Bulk Blog Writer is active. It usually takes 3 minutes for the AI to write an article. If more than (3 minutes) x (if number of articles in queue) have elapsed, then try the Exit trigger or force-close ZimmWriter in the icon bar or task manager.

ZimmWriter v9.556: Bulk Blog Writer

ZimmWriter found 32 blog titles to write about. Please confirm that you want to proceed.

I Confirm I Want to Proceed

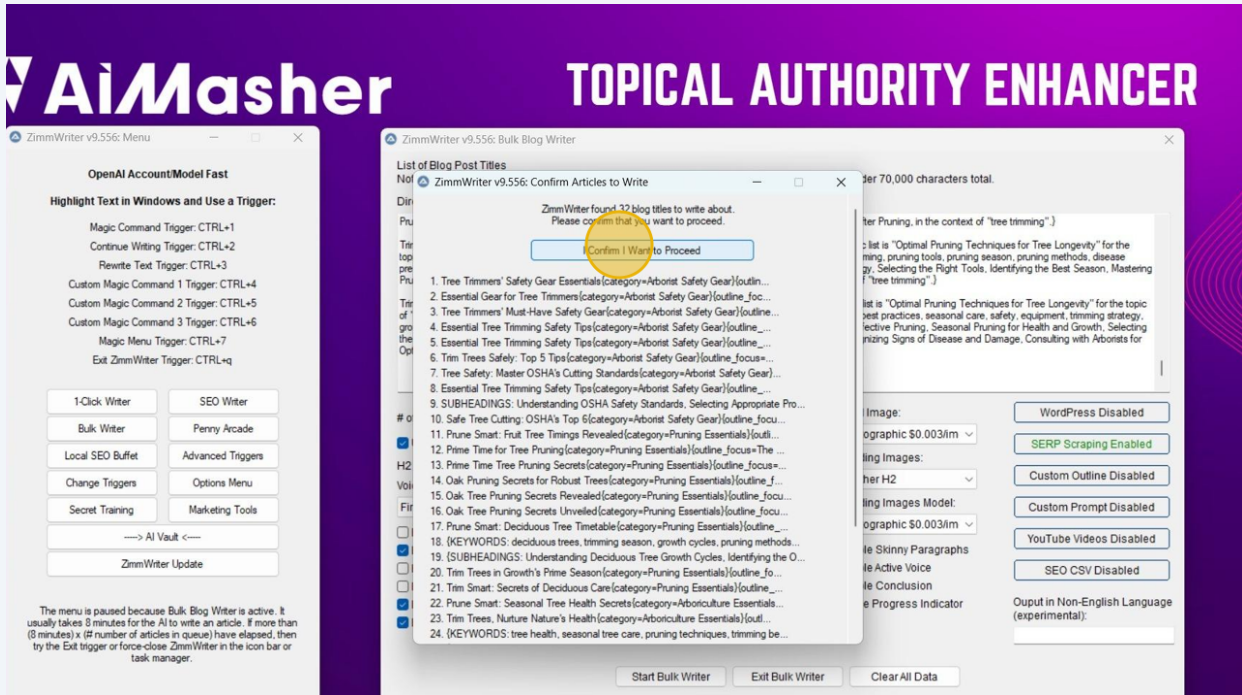
1. Tree Trimmers' Safety Gear Essentials(category=Arborist Safety Gear)(outline_foc...
2. Essential Gear for Tree Trimmers(category=Arborist Safety Gear)(outline_foc...
3. Tree Trimmers' Must-Have Safety Gear(category=Arborist Safety Gear)(outline...
4. Essential Tree Trimming Safety Tips(category=Arborist Safety Gear)(outline...
5. Essential Tree Trimming Safety Tips(category=Arborist Safety Gear)(outline...
6. Trim Trees Safely: Top 5 Tips(category=Arborist Safety Gear)(outline_focus...
7. Tree Safety: Master OSHA's Cutting Standards(category=Arborist Safety Gear)...
8. Essential Tree Trimming Safety Tips(category=Arborist Safety Gear)(outline...
9. SUBHEADINGS: Understanding OSHA Safety Standards, Selecting Appropriate Pro...
10. Safe Tree Cutting: OSHA's Top 5(category=Arborist Safety Gear)(outline_focu...
11. Prune Smart: Fruit Tree Timings Revealed(category=Pruning Essentials)(outl...
12. Prime Time for Tree Pruning(category=Pruning Essentials)(outline_focus=The...
13. Prime Time Tree Pruning Secrets(category=Pruning Essentials)(outline_focu...
14. Oak Pruning Secrets for Robust Trees(category=Pruning Essentials)(outline_f...
15. Oak Tree Pruning Secrets Revealed(category=Pruning Essentials)(outline_focu...
16. Oak Tree Pruning Secrets Unveiled(category=Pruning Essentials)(outline_focu...
17. Prune Smart: Deciduous Tree Timetable(category=Pruning Essentials)(outline...
18. (KEYWORDS: deciduous trees, trimming season, growth cycles, pruning methods...
19. (SUBHEADINGS: Understanding Deciduous Tree Growth Cycles, Identifying the O...
20. Tim Trees in Growth's Prime Season(category=Pruning Essentials)(outline_fo...
21. Tim Smart: Secrets of Deciduous Care(category=Pruning Essentials)(outline_fo...
22. Prune Smart: Seasonal Tree Health Secrets(category=Arboriculture Essentials...
23. Tim Trees: Nature Nature's Health(category=Arboriculture Essentials)(out...
24. (KEYWORDS: tree health, seasonal tree care, pruning techniques, trimming be...

Featured image: SD photographic \$0.003/m
Subheading Images: Every Other H2
Subheading Images Model: SD photographic \$0.003/m
 Disable Skinny Paragraphs
 Disable Active Voice
 Disable Conclusion
 Enable Progress Indicator

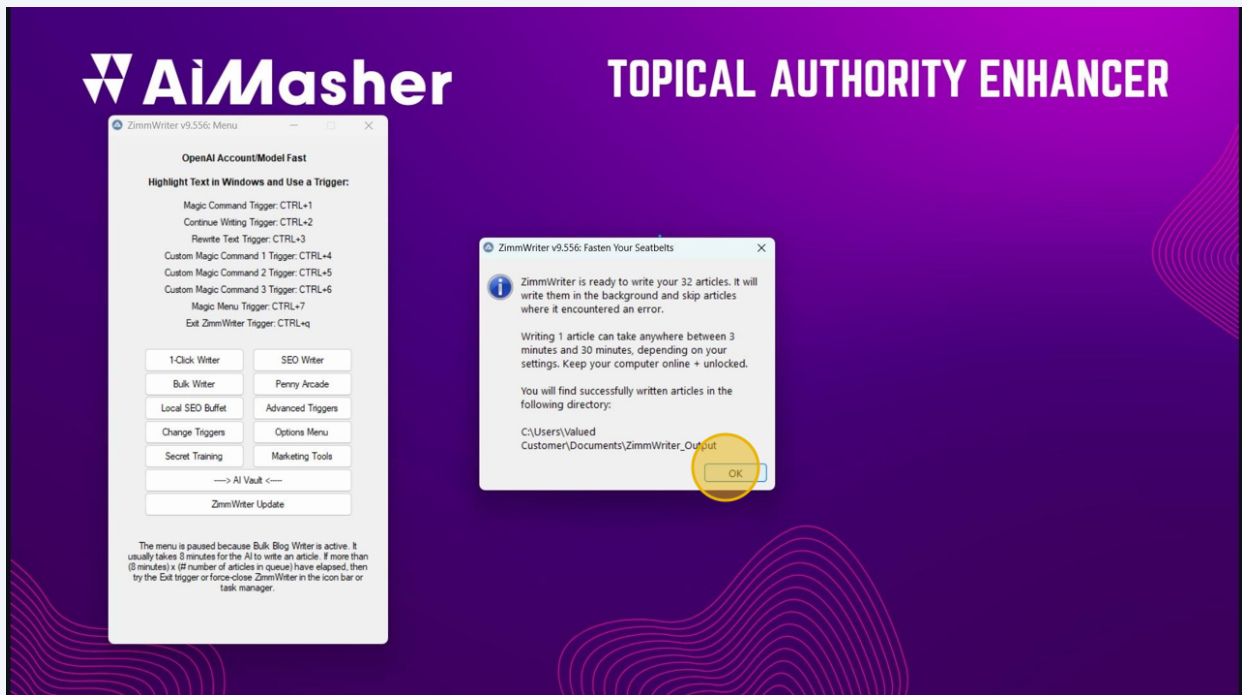
WordPress Disabled
SERP Scraping Enabled
Custom Outline Disabled
Custom Prompt Disabled
YouTube Videos Disabled
SEO CSV Disabled
Output in Non-English Language (experimental):

Start Bulk Writer Exit Bulk Writer Clear All Data

25 Click "I Confirm I Want to Proceed"



26 Click "OK"





Start Enhancing Your AI Content with [AIMasher.com](https://aimasher.com)

27